

Single Gaussian bunch

$$dQ(s, t) = \frac{q}{\sqrt{2\pi}\sigma_s} e^{-\frac{(s-vt)^2}{2\sigma_s^2}} ds,$$

The distribution of current passing the pickup is then

$$\begin{aligned} i(t) &= \frac{dQ}{dt} = v \frac{dQ}{ds} = \frac{qv}{\sqrt{2\pi}\sigma_s} e^{-\frac{(s-vt)^2}{2\sigma_s^2}} \\ &= \frac{q}{\sqrt{2\pi}\sigma_t} e^{-\frac{(t-t_0)^2}{2\sigma_t^2}}, \end{aligned}$$

where $t_0 = \frac{s}{v}$. Fourier transform to get harmonic content: ($j = \sqrt{-1}$.)

$$\begin{aligned} \hat{i}(\omega) &= \frac{q}{\sqrt{2\pi}\sigma_t} \int_{-\infty}^{\infty} e^{-j\omega t} e^{-\frac{t^2}{2\sigma_t^2}} dt = \frac{q}{\sqrt{2\pi}\sigma_t} e^{-\frac{\sigma_t^2 \omega^2}{2}} \int_{-\infty}^{\infty} e^{-\frac{(t+j\sigma_t^2 \omega)^2}{2\sigma_t^2}} dt, \\ &= q e^{-\frac{\sigma_t^2 \omega^2}{2}}. \end{aligned}$$



Infinitesimal bunch-length approximation:

$$i(t) = \lim_{\sigma_t \rightarrow 0} \frac{q}{\sqrt{2\pi\sigma_t}} e^{-\frac{t^2}{2\sigma_t}} = q \delta(t).$$

(Remember that the δ -function has the units of the inverse of its argument.)

So the spectral content becomes flat:

$$\hat{i}(\omega) = q \int_{-\infty}^{\infty} e^{-j\omega t} \delta(t) dt = q.$$



Circulating bunches

For N_p equally spaced bunches:

$$i(t) = \sum_{n=-\infty}^{\infty} \sum_{m=1}^{N_p} \int_{-\infty}^{\infty} Q_m(t') \delta \left(t - t' - \frac{nmL}{N_p v} \right) dt',$$

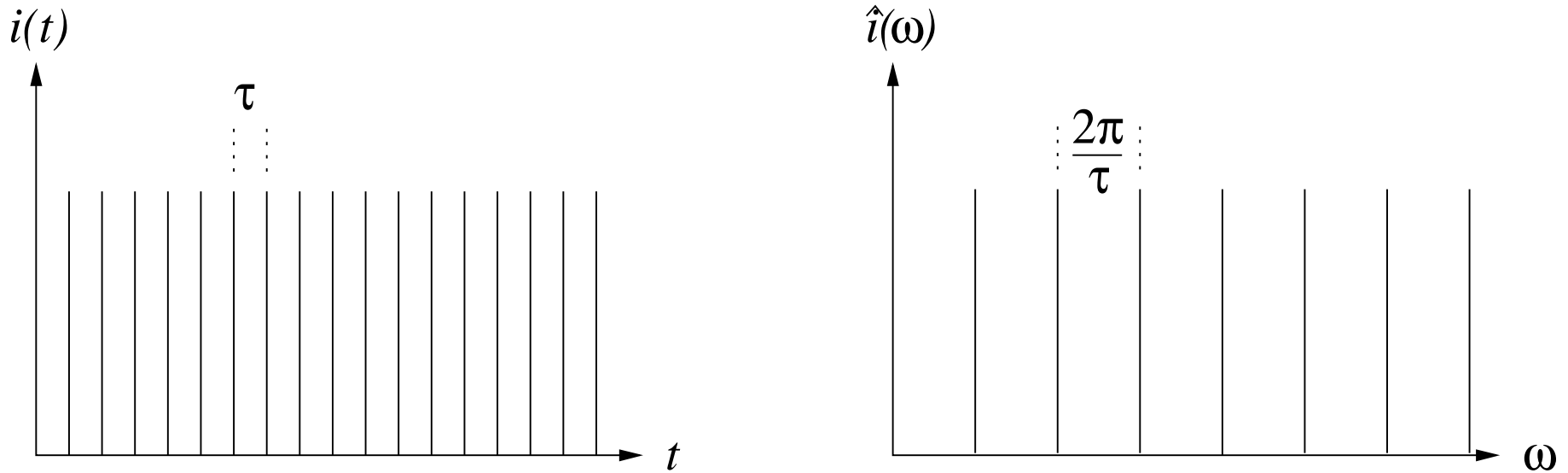
where $Q_m(t') = dq_m/dt'$ is the longitudinal profile of charge in the m^{th} bunch.
Frequency spectrum:

$$\begin{aligned} \hat{i}(\omega) &= \sum_{m=1}^{N_p} \sum_{n=-\infty}^{\infty} \int_{-\infty}^{\infty} \int_{-\infty}^{\infty} e^{-j\omega t} Q_m(t') \delta \left(t - t' - \frac{nmL}{N_p v} \right) dt' dt, \\ &= \sum_{m=1}^{N_p} \sum_{n=-\infty}^{\infty} \hat{Q}_m(\omega) \exp \left(-j \frac{nmL}{N_p v} \omega \right). \end{aligned}$$

For identical bunches this becomes

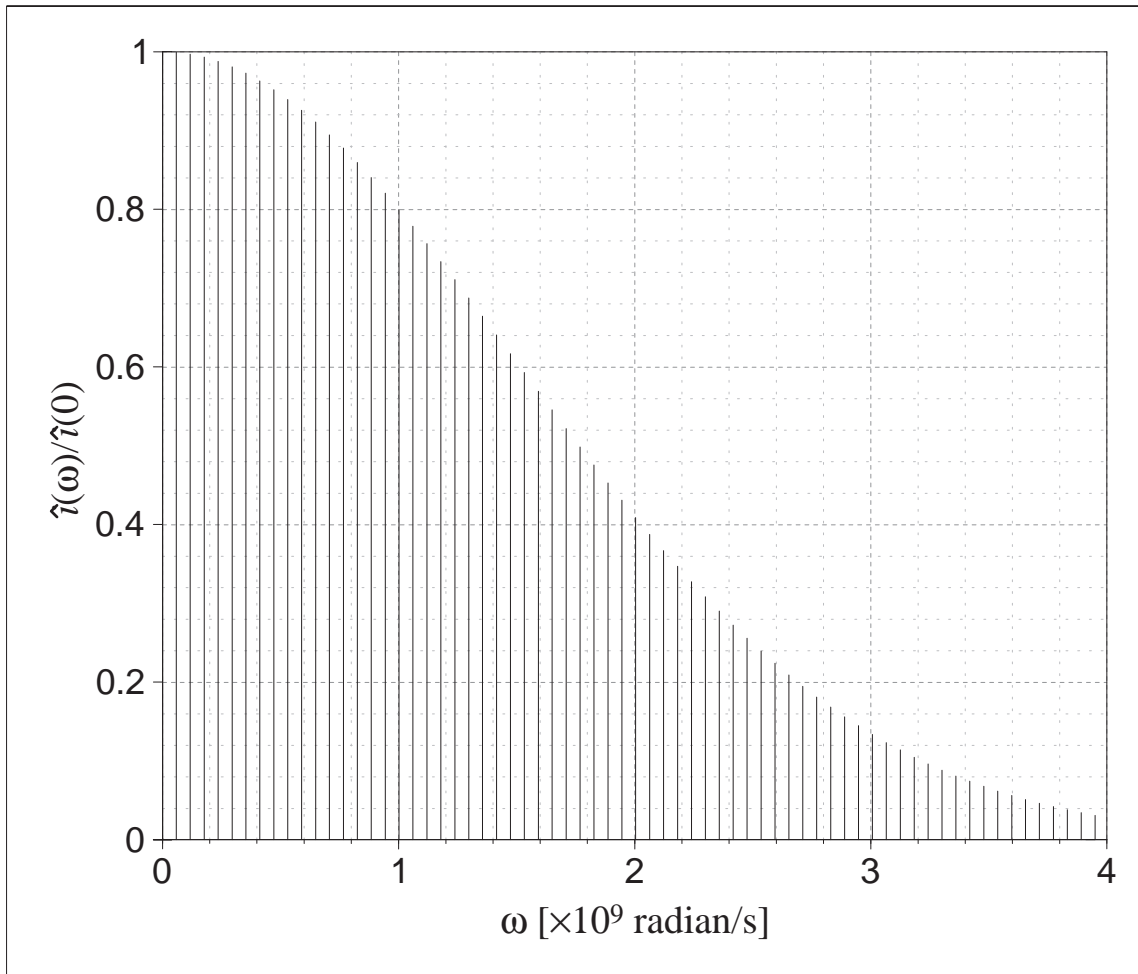
$$\hat{i}(\omega) = \hat{Q}(\omega) \sum_{n=-\infty}^{\infty} \exp \left(-j \frac{nL}{N_p v} \omega \right) = \frac{Q(\omega)}{N_p \omega_s} \sum_{n=-\infty}^{\infty} \delta(\omega - nN_p \omega_s).$$





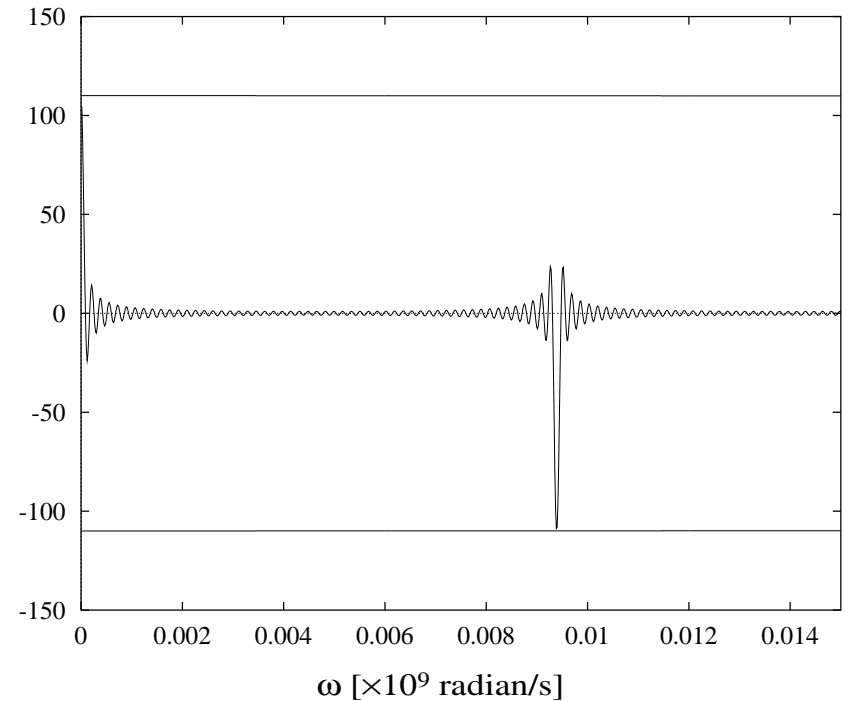
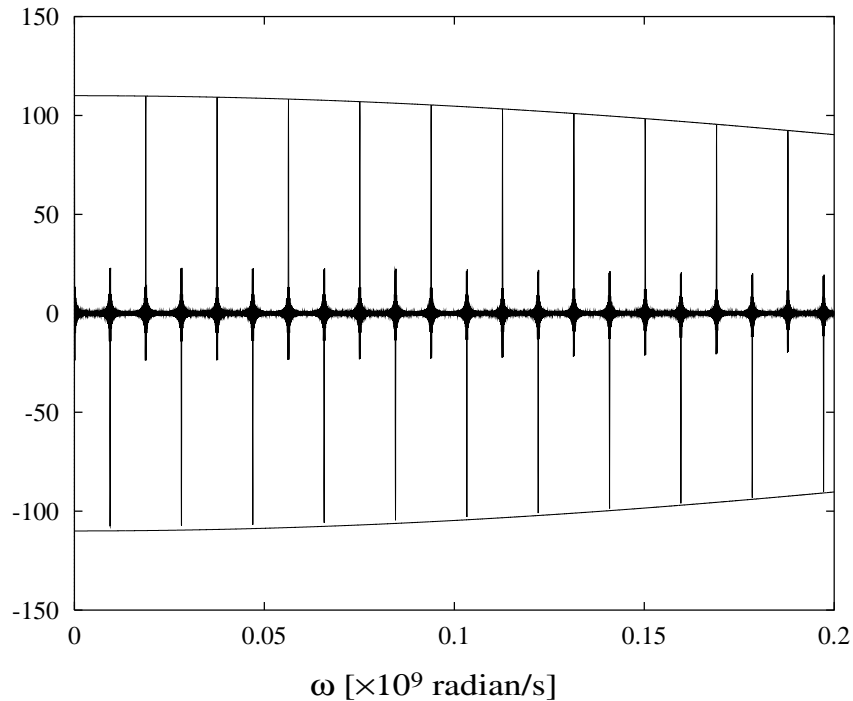
- The left plot shows the current distribution for equal δ -function bunches of charge $Q_m(t') = q\delta(t')$ and spacing $\tau = L/N_p v$.
- The right plot shows the corresponding Fourier transform.





- If the bunches are Gaussian rather than δ -function shaped, then the comb has a Gaussian envelope.





- Leaving a gap of $N_p - N_b = 120 - 110$ bunches produces the comb with modulation by an *enhancement function*:

$$\mathcal{E}_n(\omega) = \frac{\sin\left(\frac{nN_b\tau_s}{2N_p}\omega\right)}{\sin\left(\frac{n\tau_s}{2N_p}\omega\right)}.$$

- The enlargement on the right shows the ripple caused by the gap of 10 missing bunches at a frequency of 78 kHz.



Long. Schottky spectrum for unbunched beam

- Particles of different momenta will have different revolution frequencies f_m .
- Current of m^{th} particle:

$$i_m(t) = qf_m \sum_{n=-\infty}^{\infty} e^{jn[\omega_m t + \psi_m]} = qf_m \left[1 + 2 \sum_{n=1}^{\infty} \cos[n(\omega_m t + \psi_m)] \right]$$

- n^{th} revolution harmonic has bandwidth = $n\sigma_f = nf_s |\eta_{\text{tr}}| \frac{\sigma_p}{p}$.

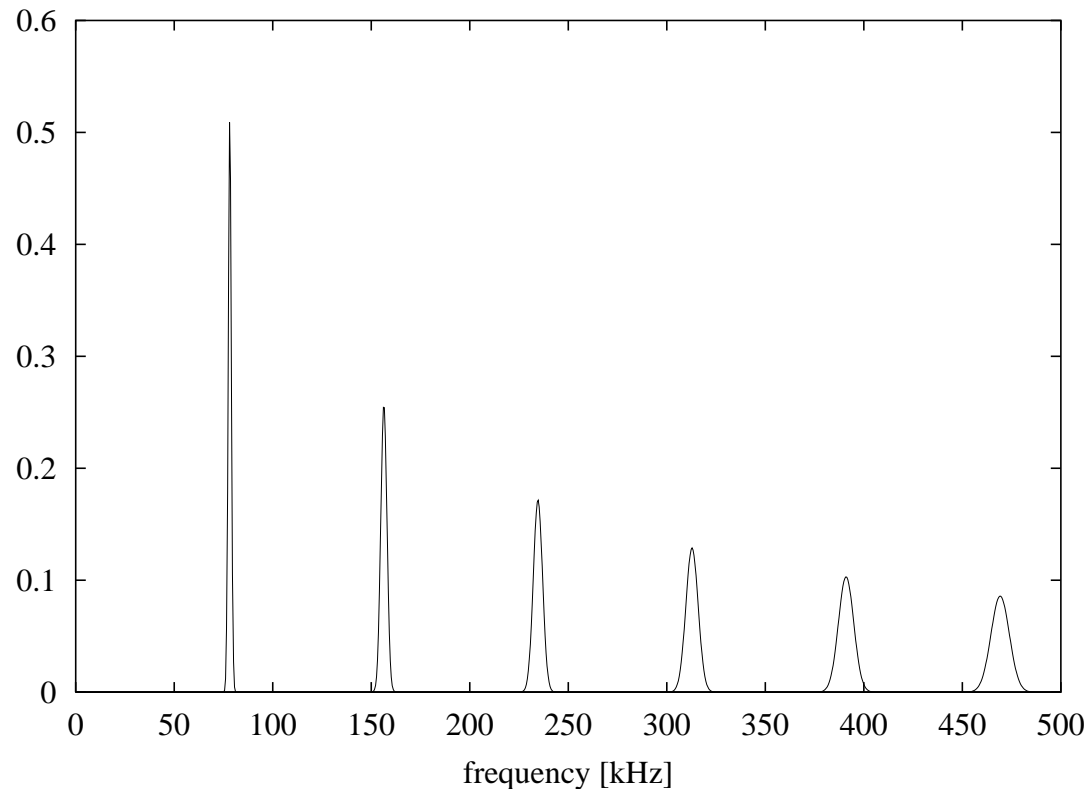
$$\langle i \rangle = \sum_{i=1}^N i_m(t) = Nq\langle f \rangle = Nqf_s,$$

$$\begin{aligned} \sigma_i^2 &= \langle (i - \langle i \rangle)^2 \rangle = \left\langle \left[\sum_{m=1}^N qf_m \left(1 + 2 \sum_{n=1}^{\infty} \cos(n\omega_m t + \psi_m) \right) - Nqf_s \right]^2 \right\rangle \\ &= 2q^2 f_s^2 N. \end{aligned}$$



So the rms current component of the n^{th} harmonic is independent of harmonic number:

$$\sigma_i = qf_s \sqrt{2N}.$$



- Plot of 1st six revolution harmonics. Area under each peak is identical.



Synchrotron oscillation of single particle

- Arrival time of particle at detector becomes:

$$t \rightarrow t + a \sin(\Omega_s t + \psi)$$

- Current seen by detector on n^{th} turn:

$$\begin{aligned} i_n &= \sum_{n=-\infty}^{\infty} q \delta(t - n [\tau_s + a \sin(\Omega_s n \tau_s + \psi)]) \\ &\simeq \frac{q}{\tau_s} \sum_{n=-\infty}^{\infty} e^{jn\omega_s [\tau_s + a \sin(n\Omega_s \tau_s + \psi)]}, \end{aligned}$$

- Identity:
$$e^{jz \sin \theta} = \sum_{m=-\infty}^{\infty} J_m(z) e^{jm\theta}.$$



$$i_n = q \sum_{n=-\infty}^{\infty} e^{-jn\omega_s\tau_s} \sum_{m=-\infty}^{\infty} J_m(n\omega_s a) e^{-jm(n\omega_s\tau_s + \psi)}.$$

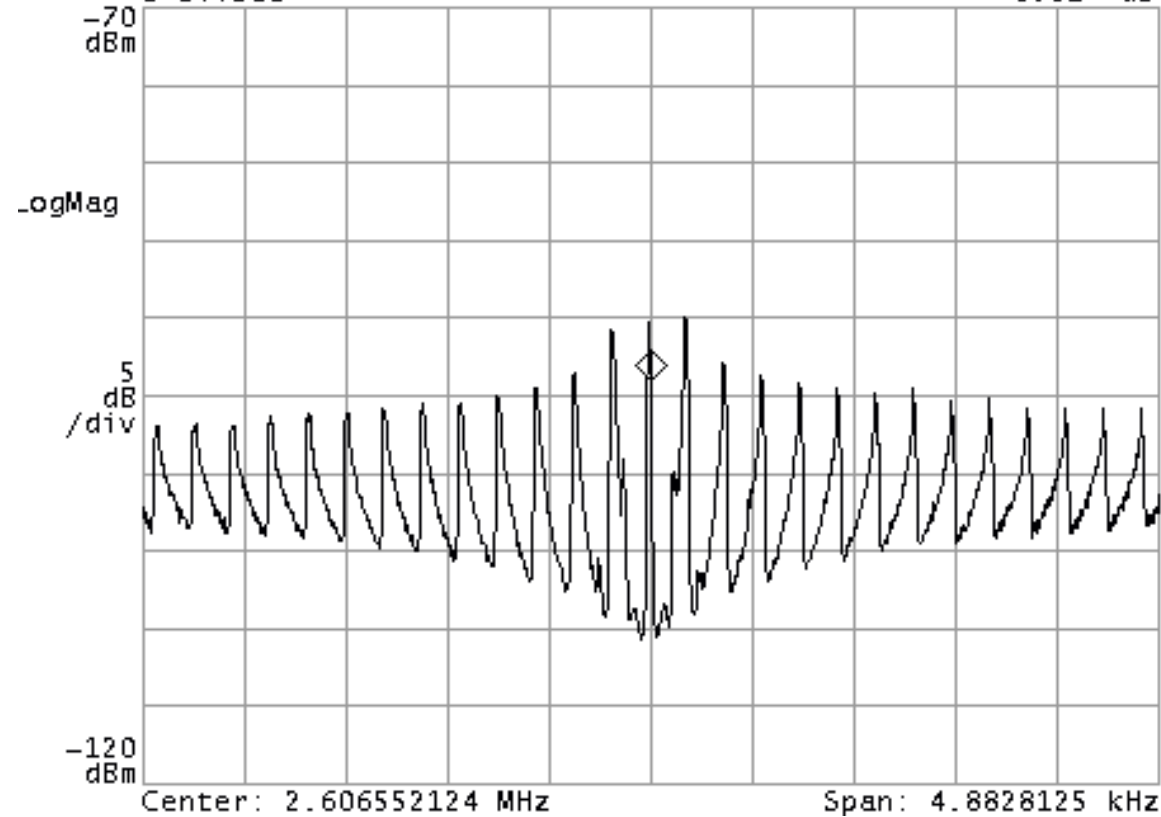
AVERAGE IN PROGRESS

RMS: 500

REF

TRACE B: Ch2 Spectrum
B Offset

-0.81 dB



Transverse oscillation

- Transverse signal of single particle is proportional to dipole oscillation:

$$d_m = a_m(t)i_m(t),$$

- $i_m(t)$ has components of synchrotron oscillation.
- $a_m(t) = a_m \cos(q_m \omega_m t + \psi_m)$ has components of betatron oscillation.
 - q_m is fractional betatron tune.
 - ω_m is particle's revolution frequency.
 - ψ_m is particle's initial betatron phase.
- Sum over N particles

$$\langle d \rangle = 0.$$

$$\sigma_d = \sqrt{\langle (d_m - \langle d_m \rangle)^2 \rangle} = q f_s \sigma_a \sqrt{\frac{N}{2}}.$$



- Momentum spread and betatron tune spread contribute to give a nonzero width to the betatron line.
- If the betatron tune spread is only due to chromaticity, then

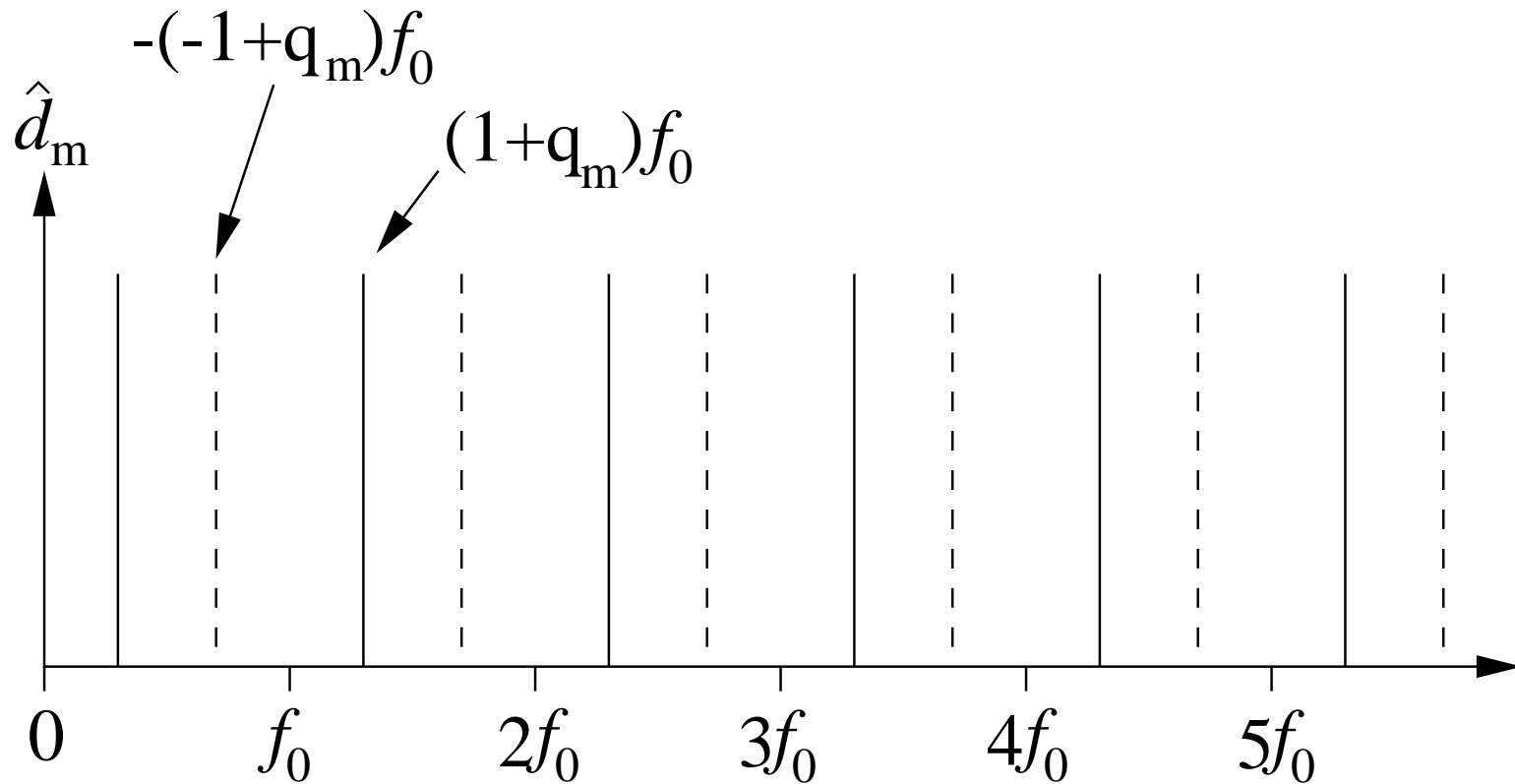
$$\sigma_q = |(n + q)\eta_{tr} + Q\xi| \frac{\sigma_p}{p}, \quad (1)$$

where Q is the total betatron tune (including integer part) and ξ is the chromaticity

$$\xi = \frac{p}{Q} \frac{dQ}{dp}.$$

- Other contributions to the betatron tune spread which are not chromatic should be added in quadrature with Eq. (1), since they would be independent of the momentum oscillation.





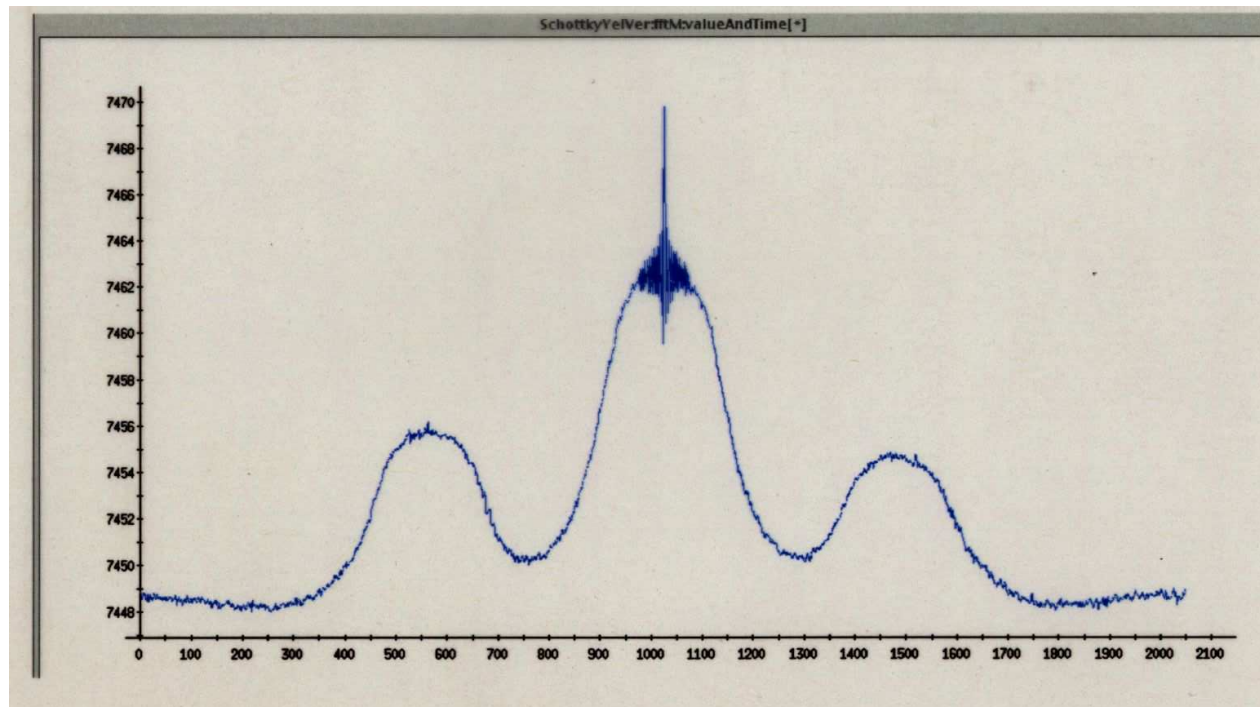
- Spectrum of betatron lines. The dashed lines are folded over from negative frequencies by plotting the absolute value $|(n + q)f_s|$. Here we have plotted lines for $q < 0.5$.



For large values of n , the fractional part of the tune becomes negligible and the width of the band is

$$\sigma_q \simeq |n\eta_{\text{tr}} + Q\xi| \frac{\sigma_p}{p}.$$

We now see that the widths of the upper and lower sidebands are different since n can be either positive or negative. Whether the upper is narrower or wider depends on the signs of η_{tr} , n , and ξ .



- Measurement showing betatron and synchrotron sidebands around a revolution line.

